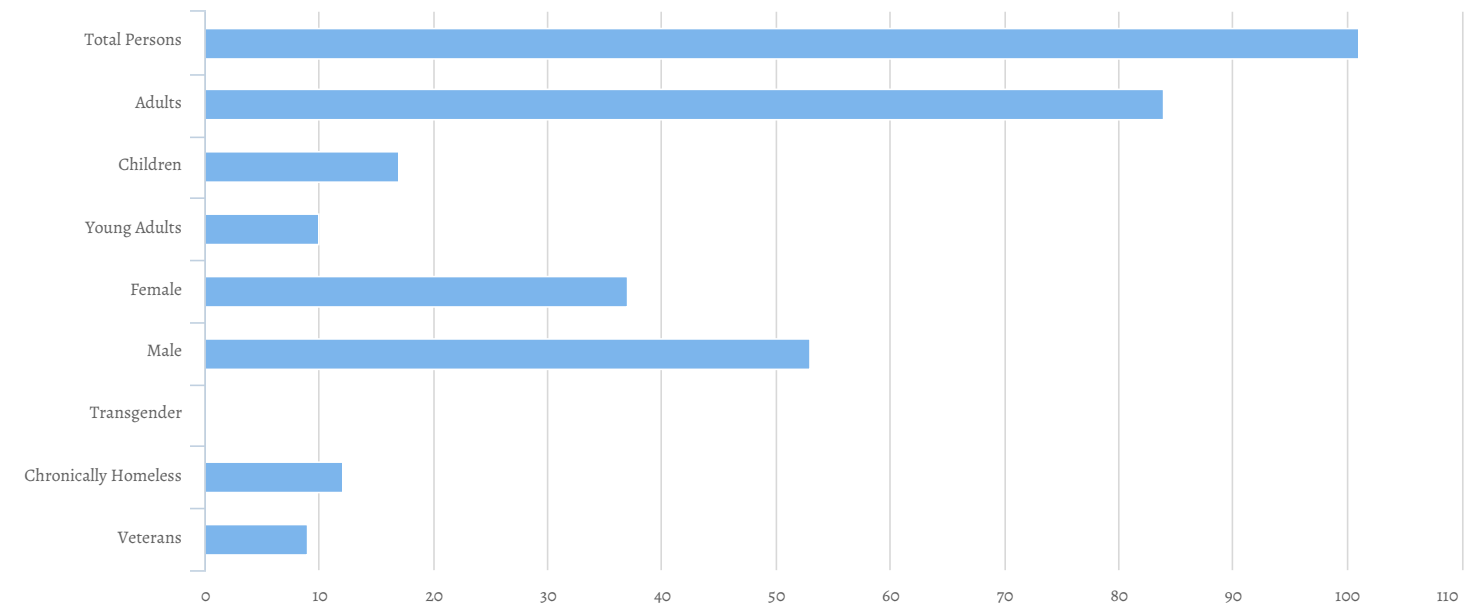


Count:	Texas Balance of the State 2020 PIT	Geography:	San Marcos
Created by:	Henderson,Kyra	Created on:	03/24/2020 11:39 AM

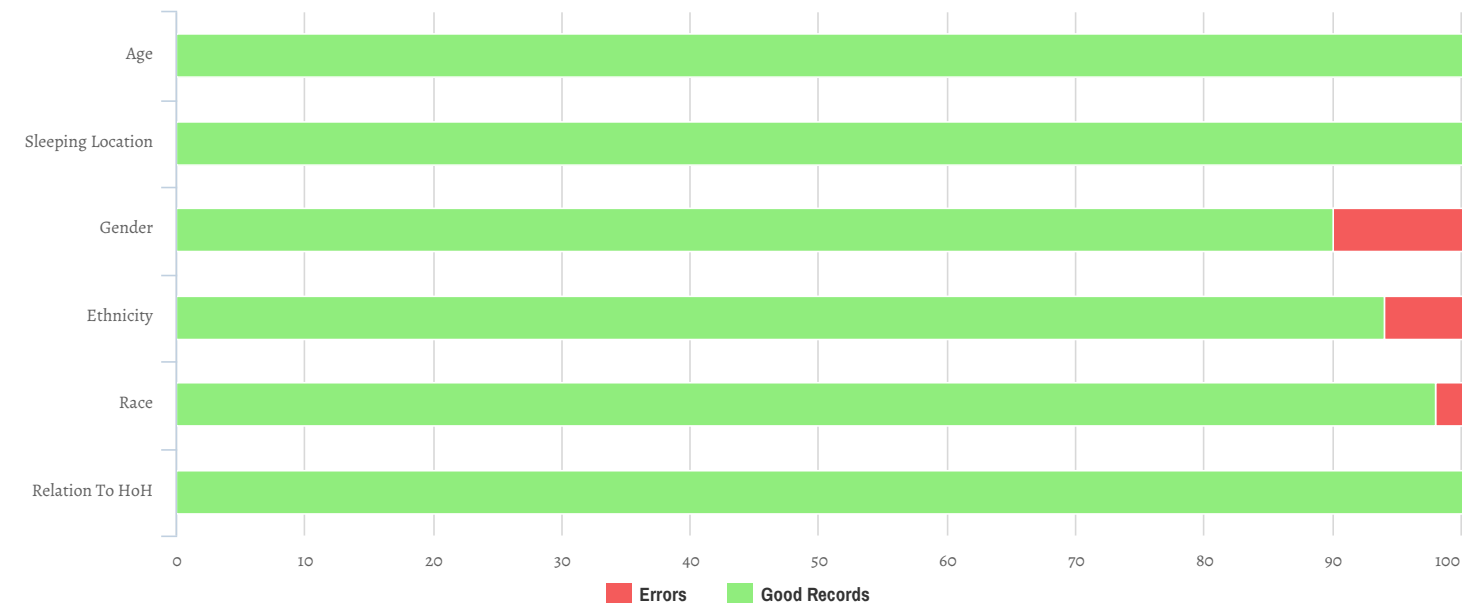
Summary



Total Persons	101
Adults (18+)	84
Children (Under 18)	17
Unknown Age	0
Unknown Age - Believe to be Adult	0
Unknown Age - Believe to be Child	0
Young Adults (18-24)	10
Female	37
Male	53
Transgender	0
Chronically Homeless	12
Veterans	9



Data Quality Checks	
Persons Missing Age Information	0
Persons Missing Sleeping Location	0
Persons Missing Gender	10
Persons Missing Ethnicity	6
Persons Missing Race	2
Persons Missing Relation to HoH	0



## All Households

### Households with at Least one Adult and One Child

#### Household and Person Breakdown

Total Number of Households	7
Total Number of Persons	24
Number of Children (Under 18)	17
Number of Young Adults (18-24)	1
Number of Adults (25+)	6

#### Gender

Female	16
Male	8
Transgender	0
Gender Non-conforming	0

#### Ethnicity

Non-Hispanic/Non-Latino	14
Hispanic/Latino	10

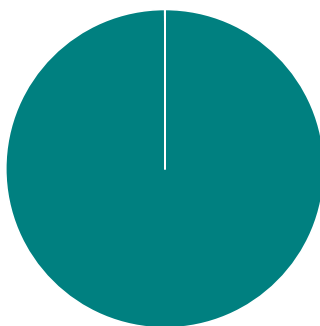
#### Race

White	24
Black or African-American	0
Asian	0
American Indian or Alaska Native	0
Native Hawaiian or Other Pacific Islander	0
Multiple	0

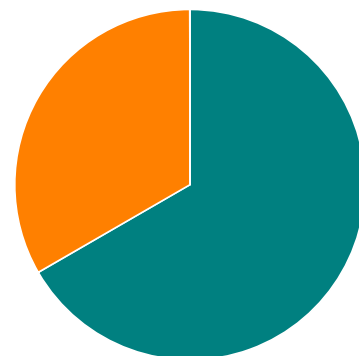
#### Chronically Homeless

Total Number of Households	0
Total Number of Persons	0

Race



Gender



■ White
 ■ Black or African American
 ■ Asian
 ■ American Indian
 ■ Native Hawaiian
 ■ Multiple

■ Female
 ■ Male
 ■ Transgender
 ■ Gender Non-conforming

# Households without Children

## Household and Person Breakdown

Total Number of Households	75
Total Number of Persons	77
Number of Young Adults (18-24)	9
Number of Adults (25+)	68

## Gender

Female	21
Male	45
Transgender	0
Gender Non-conforming	1

## Ethnicity

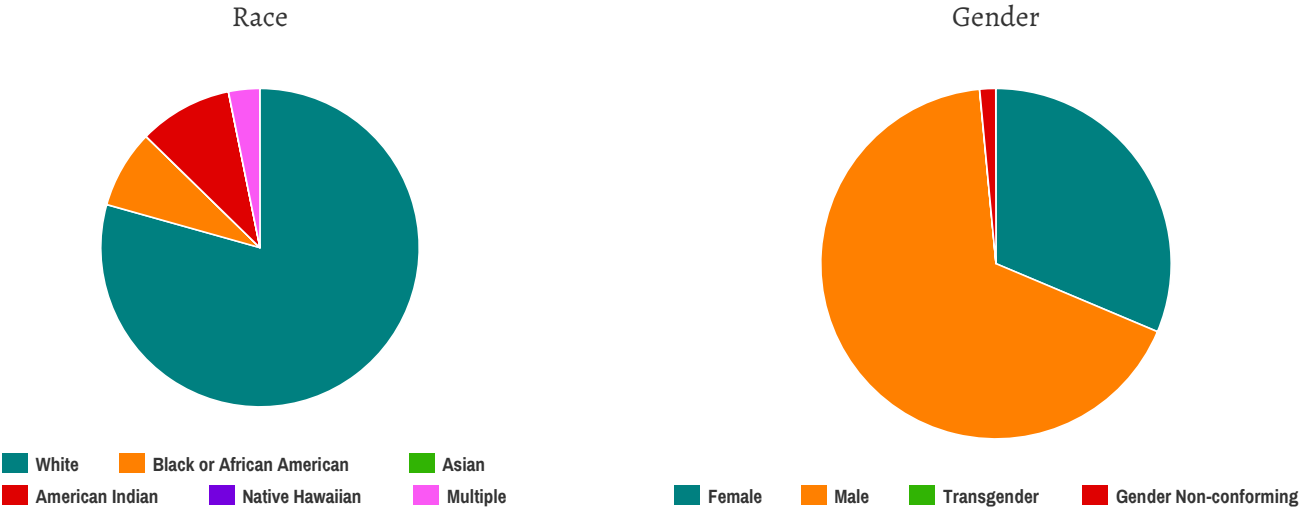
Non-Hispanic/Non-Latino	46
Hispanic/Latino	23

## Race

White	50
Black or African-American	5
Asian	0
American Indian or Alaska Native	6
Native Hawaiian or Other Pacific Islander	0
Multiple	2

## Chronically Homeless

Total Number of Persons	12
-------------------------	----



# Households with Only Children

## Household and Person Breakdown

Total Number of Households	0
Total Number of Children	0

## Gender

Female	0
Male	0
Transgender	0
Gender Non-conforming	0

## Ethnicity

Non-Hispanic/Non-Latino	0
Hispanic/Latino	0

## Race

White	0
Black or African-American	0
Asian	0
American Indian or Alaska Native	0
Native Hawaiian or Other Pacific Islander	0
Multiple	0

## Chronically Homeless

Total Number of Persons	0
-------------------------	---

Race

Gender



## Veteran Households

### Veteran Households with at Least One Adult and One Child

#### Household and Person Breakdown

Total Number of Households	0
Total Number of Persons	0
Total Number of Veterans	0

#### Gender

Female	0
Male	0
Transgender	0
Gender Non-conforming	0

#### Ethnicity

Non-Hispanic/Non-Latino	0
Hispanic/Latino	0

#### Race

White	0
Black or African-American	0
Asian	0
American Indian or Alaska Native	0
Native Hawaiian or Other Pacific Islander	0
Multiple	0

#### Chronically Homeless

Total Number of Households	0
Total Number of Persons	0

Race

Gender



# Veteran Households without Children

## Household and Person Breakdown

Total Number of Households	9
Total Number of Persons	10
Total Number of Veterans	9

## Gender

Female	0
Male	9
Transgender	0
Gender Non-conforming	0

## Ethnicity

Non-Hispanic/Non-Latino	6
Hispanic/Latino	1

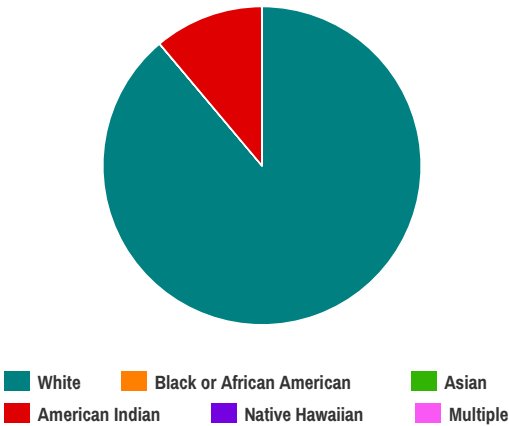
## Race

White	8
Black or African-American	0
Asian	0
American Indian or Alaska Native	1
Native Hawaiian or Other Pacific Islander	0
Multiple	0

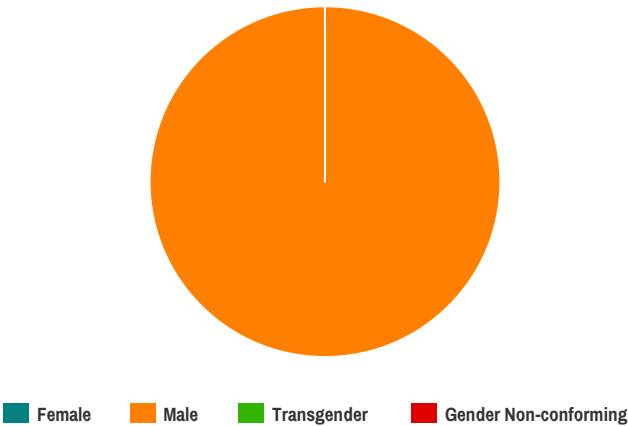
## Chronically Homeless

Total Number of Households	3
Total Number of Persons	3

Race



Gender



## Youth Households

### Unaccompanied Youth Households

#### Household and Person Breakdown

Total Number of Unaccompanied Youth Households	8
Total Number of Unaccompanied Youth	8
Total Number of Unaccompanied Youth (under age 18)	0
Total Number of Unaccompanied Youth (18 to 24)	8

#### Gender

Female	4
Male	3
Transgender	0
Gender Non-conforming	0

#### Ethnicity

Non-Hispanic/Non-Latino	4
Hispanic/Latino	3

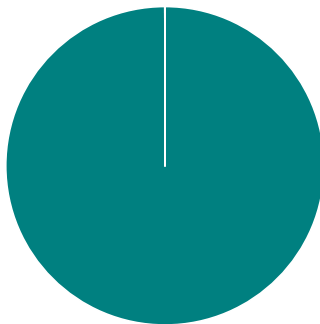
#### Race

White	6
Black or African-American	0
Asian	0
American Indian or Alaska Native	0
Native Hawaiian or Other Pacific Islander	0
Multiple	0

#### Chronically Homeless

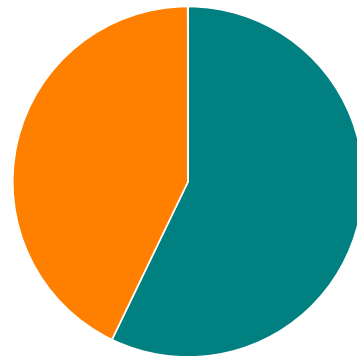
Total Number of Persons	1
-------------------------	---

Race



■ White
 ■ Black or African American
 ■ Asian  
■ American Indian
 ■ Native Hawaiian
 ■ Multiple

Gender



■ Female
 ■ Male
 ■ Transgender
 ■ Gender Non-conforming



# Parenting Youth

## Household and Person Breakdown

Total Number of Parenting Youth Households	1
Total Number of Persons in Parenting Youth Households	4
Total Parenting Youth	1
Total Children in Parenting Youth Households	3
Number of Parenting Youth Under 18	0
Children in Households with Parenting Youth Under 18	0
Number of Parenting Youth 18 to 24	1
Children in Households with Parenting Youth 18 to 24	3

## Gender

Female	1
Male	0
Transgender	0
Gender Non-conforming	0

## Ethnicity

Non-Hispanic/Non-Latino	0
Hispanic/Latino	1

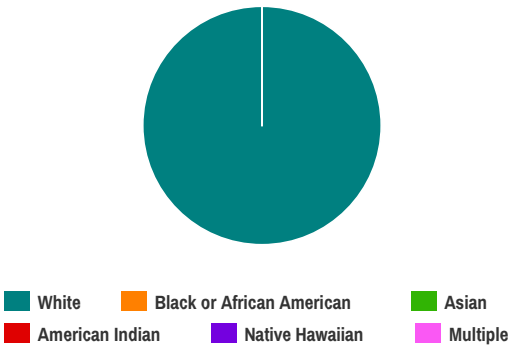
## Race

White	1
Black or African-American	0
Asian	0
American Indian or Alaska Native	0
Native Hawaiian or Other Pacific Islander	0
Multiple	0

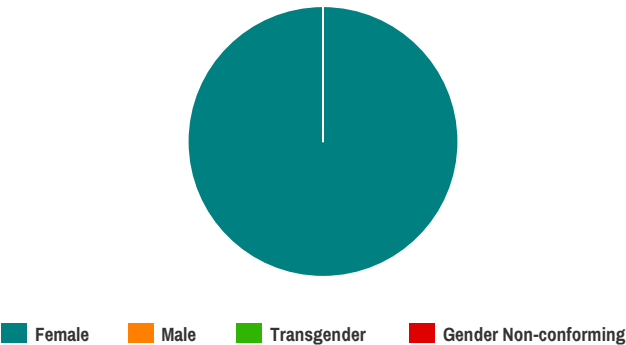
## Chronically Homeless

Total Number of Households	0
Total Number of Persons	0

Race



Gender



Additional Homeless Populations (Adults Only)

Serious Mental Illness	10
Substance Use Disorder	7
HIV/AIDS	0
Survivors of Domestic Violence (optional)	10

